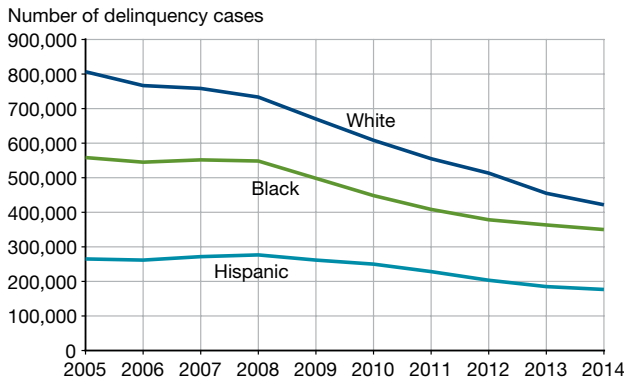


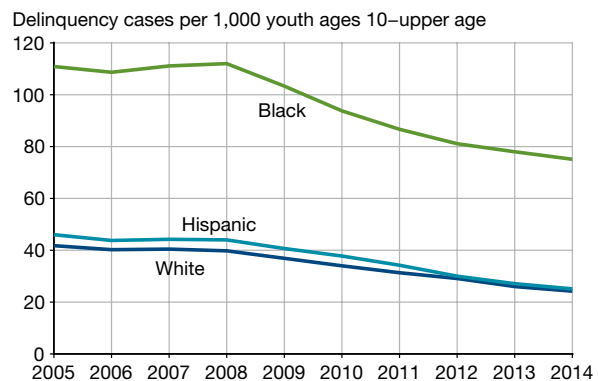
The National Juvenile Court Data Archive Includes Data on Hispanic Youth in 2014

For the first time, national estimates of juvenile court cases involving Hispanic youth are available

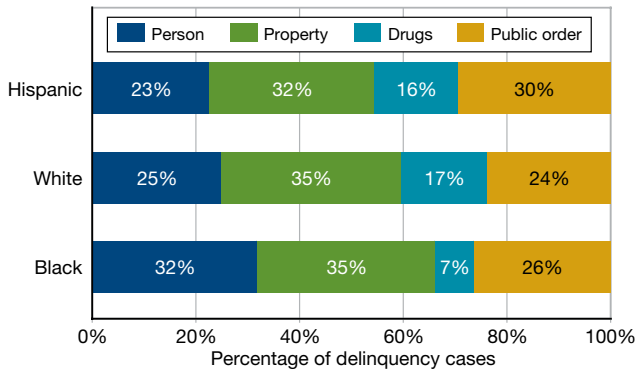
Delinquency cases involving Hispanic youth fell 33% since 2005; white cases fell 48% and black cases 37%



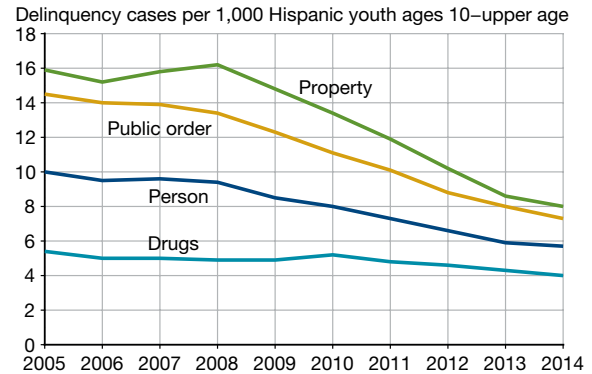
Delinquency case rates are similar for Hispanic and white youth, a pattern that has been stable over time



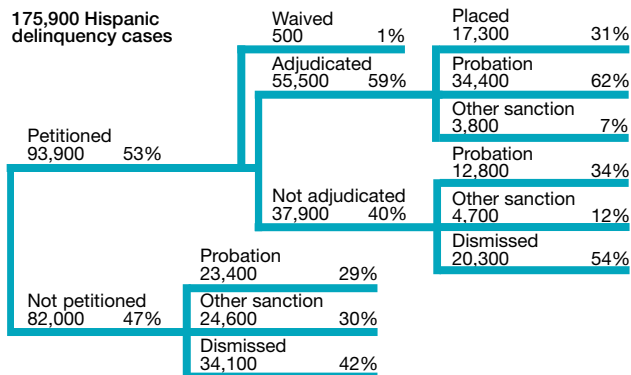
Compared with other groups in 2014, the Hispanic caseload had a smaller proportion of person offenses



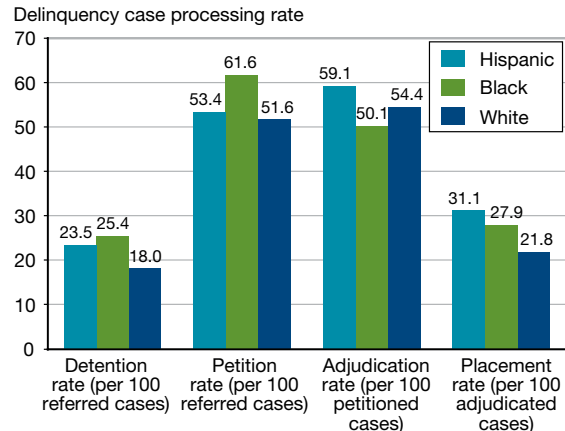
Drug offense case rates for Hispanic youth fell 26% since 2005; rates for other offenses fell by more than 40%



In 2014, more than 60% of adjudicated delinquency cases involving Hispanic youth were placed on probation



Hispanic youth were more likely than white or black youth to be adjudicated delinquent in 2014



Statistical Briefing Book ojjdp.gov/ojstatbb

Access more information on delinquency cases involving Hispanic juveniles

- Review FAQs about the Hispanic caseload
- Analyze data with Easy Access to Juvenile Court Statistics

Notes: This publication was prepared by Sarah Hockenberry and Charles Puzanchera, National Center for Juvenile Justice, with funds provided by OJJDP through grants #2015-JF-FX-0061 and #2016-JF-FX-K001, September 2017.

Data source: National Center for Juvenile Justice. *National Juvenile Court Data Archive: Juvenile Court Case Records 2005–2014* [machine-readable data file].