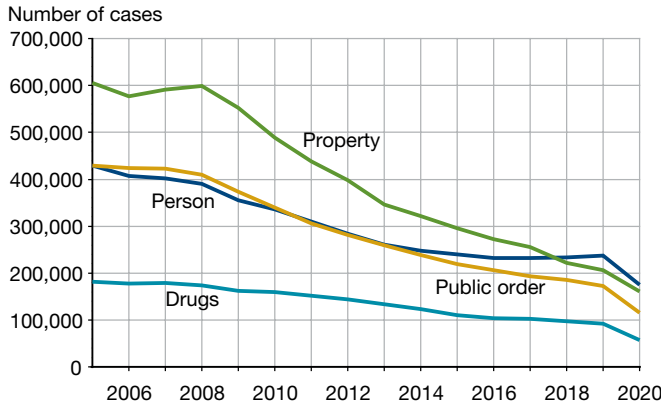


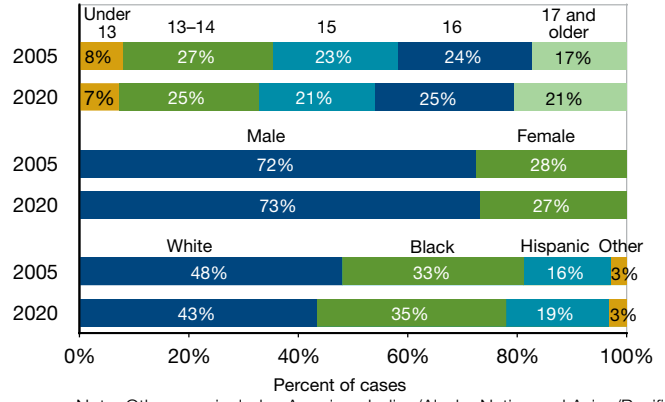
# Trends and Characteristics of Delinquency Cases Handled in Juvenile Court, 2020

OJJDP's National Juvenile Court Data Archive documents workloads of the nation's juvenile courts

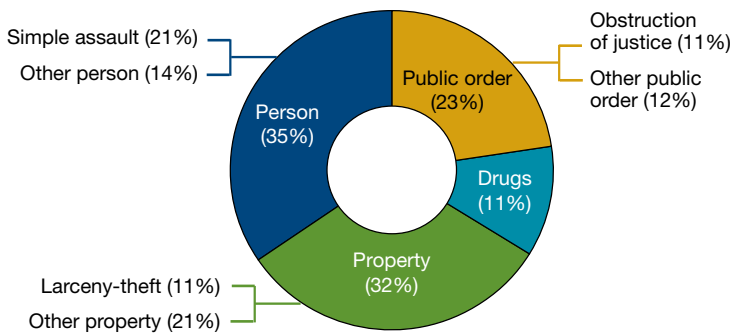
## Caseloads for all delinquency offense categories in 2020 were at their lowest level since 2005



## Compared with 2005, the 2020 delinquency caseload included a smaller proportion of white youth

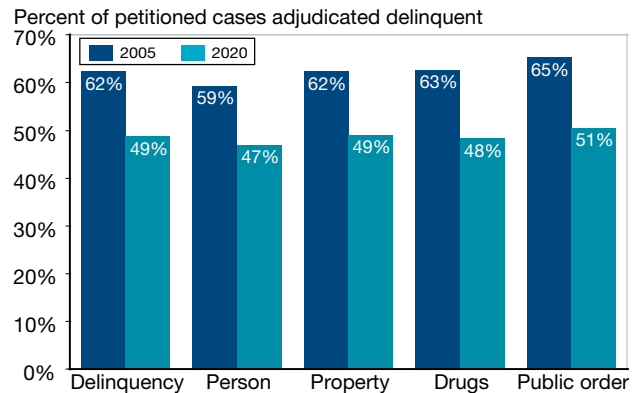


## Person offense cases accounted for the greatest proportion (35%) of the delinquency caseload in 2020

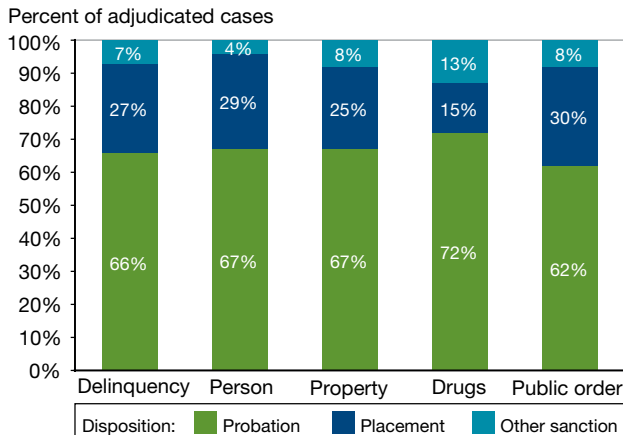


Note: Detail may not total 100% due to rounding.

## Across offenses, the likelihood of adjudication was less in 2020 than in 2005



## In 2020, two-thirds of adjudicated delinquency cases received a disposition of probation



## Statistical Briefing Book [ojjdp.gov/ojstatbb](http://ojjdp.gov/ojstatbb)

### Access more information on juvenile court cases

- Review delinquency and status offense case FAQs
- Analyze data with Easy Access to Juvenile Court Statistics
- Read the latest *Juvenile Court Statistics* report

**Notes:** This publication was prepared by Sarah Hockenberry, National Center for Juvenile Justice. It was supported by grant number 15PNJ-21-GG-03202-TITL, funded by the National Institute of Justice with support from OJJDP. June 2023.

It is important to note that 2020 was the onset of the COVID-19 pandemic, which may have impacted policies, procedures, and data collection activities regarding referrals to and processing of youth by juvenile courts. Additionally, stay-at-home orders and school closures likely impacted the volume and type of law-violating behavior by youth referred to juvenile court in 2020.

**Data source:** National Center for Juvenile Justice. *National Juvenile Court Data Archive: Juvenile Court Case Records 2005-2020*.