


# Spotlight on Youth Victims of Violence

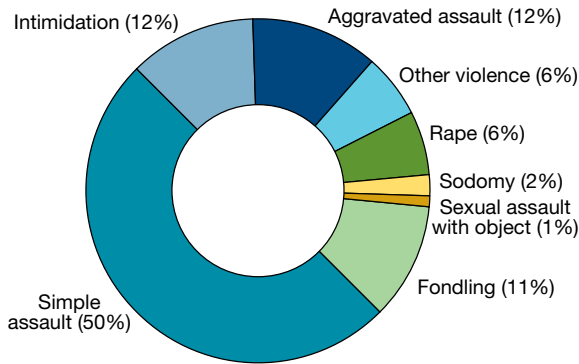
Data from the National Incident-Based Reporting System (NIBRS) shed light on youth victims of violence and domestic violence (family and intimate partner violence) reported to law enforcement

## Victims of Violence

In 2013, 1 of every 6 victims of violence (16%) was younger than 18 years old



Offense profile of youth victims of violence, 2013



Note: Other violence includes murder, kidnapping, and robbery.

Of youth victims of violence:



more than half (54%) were victimized at home; about 1 in 6 were victimized at school

**45%** were victimized by an acquaintance

**54%** of victims of assault were male

**79%** of victims of sex offenses were female

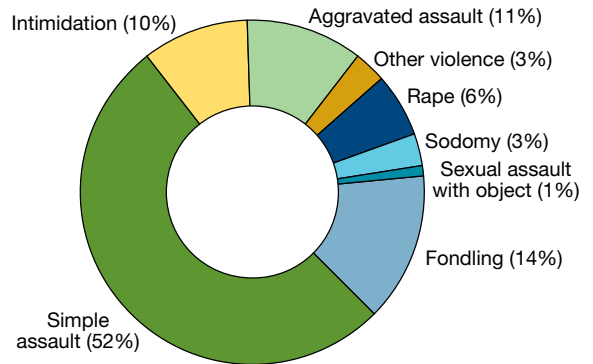
**64%** were white youth

## Victims of Domestic Violence

In 2013, 1 of every 7 victims of domestic violence (14%) was younger than 18 years old



Offense profile of youth victims of domestic violence, 2013



Note: Other violence includes murder, kidnapping, and robbery.

Of youth victims of domestic violence:



85% were victimized at home

**50%** were victimized by a parent

**47%** of victims of assault were male

**79%** of victims of sex offenses were female

**68%** were white youth



**Statistical Briefing Book** [ojjdp.gov/ojstatbb](http://ojjdp.gov/ojstatbb)

Access more information on youth victims

- Review FAQs about juveniles as victims
- Analyze data with Easy Access to NIBRS Victims

**Notes:** Data presented were reported by law enforcement agencies in 34 states and the District of Columbia to NIBRS and are not national estimates of the number or attributes of youth victims of violence. This publication was prepared by Julie Boc and Charles Puzzanchera, National Center for Juvenile Justice, with funds provided by OJJDP through grant #2013-MU-FX-0005. April 2016.

**Data source:** *Easy Access to NIBRS Victims, 2013*. Available from [ojjdp.gov/ojstatbb/ezanibrsdv](http://ojjdp.gov/ojstatbb/ezanibrsdv).