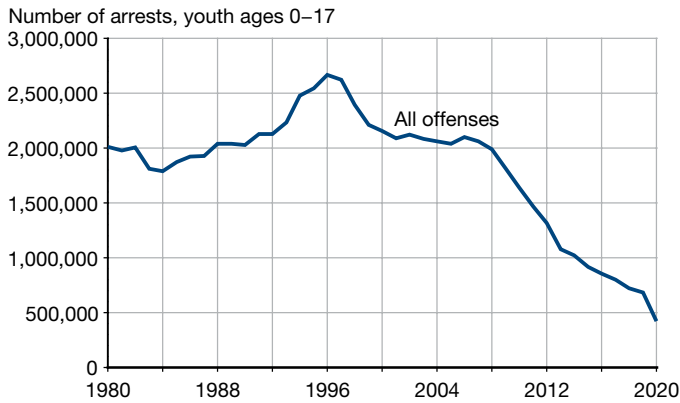


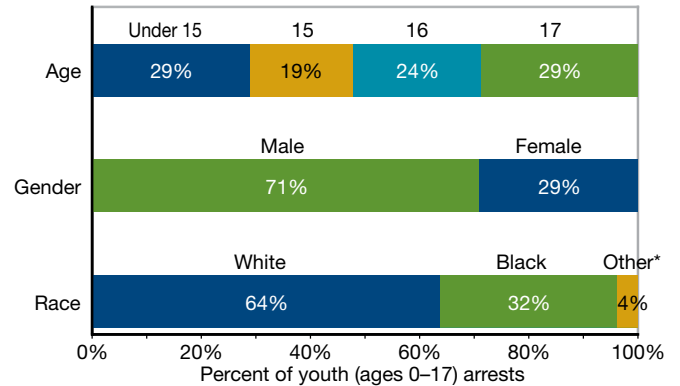
Arrests of Youth Declined Through 2020

Estimates based on data from the FBI's Uniform Crime Reporting Program highlight trends in youth arrests

The number of arrests involving youth fell 84% between the 1996 peak and 2020

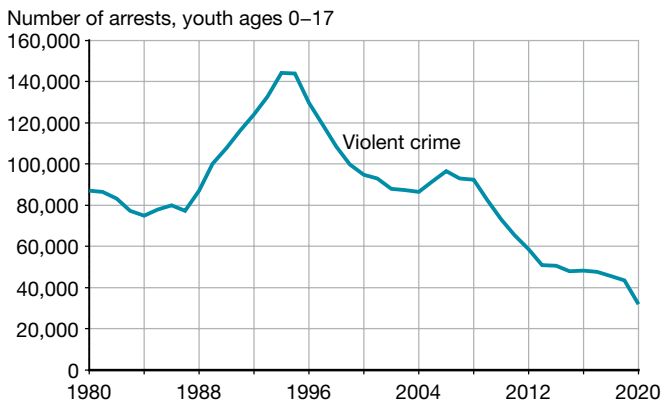


Youth under age 15 and females each accounted for about 3 of every 10 arrests involving youth in 2020



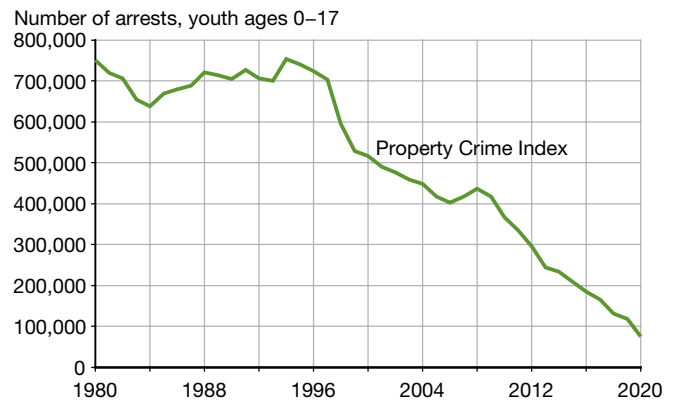
* Other race includes American Indian/Alaskan Natives, Asian/Pacific Islanders, and youth of unknown race.

The number of youth arrests for violent crime in 2020 was one-third the number in 2006




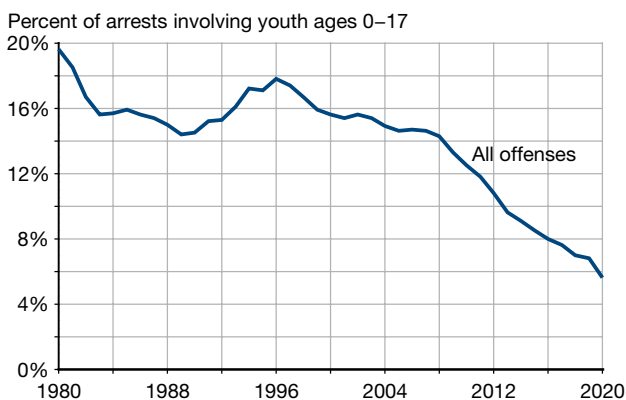
* Violent crime offenses include murder, robbery, and aggravated assault.

Youth arrests for Property Crime Index offenses fell 83% since 2008



* Property Crime Index offenses include burglary, larceny-theft, motor vehicle theft, and arson.

The decline in arrests since 1996 was greater for youth than adults; as a result, youth accounted for 6% of arrests in 2020



Statistical Briefing Book ojjdp.gov/ojstatbb

Access more information on juvenile arrests in the "Law Enforcement & Juvenile Crime" section of the Statistical Briefing Book

Notes: The 2020 onset of the COVID-19 pandemic may have impacted policies, procedures, and data collection activities. Additionally, stay-at-home orders and school closures likely impacted the volume and type of law-violating behavior by youth that came to the attention of law enforcement. This publication was prepared by Charles Puzanchera, National Center for Juvenile Justice, under grant #2019-JX-FX-K001 awarded by the National Institute of Justice with funding support from OJJDP. July 2022.

Data source: Analysis of Federal Bureau of Investigation arrest data from the Bureau of Justice Statistics (data years 1980-2014) and the National Center for Juvenile Justice (data years 2015-2020).