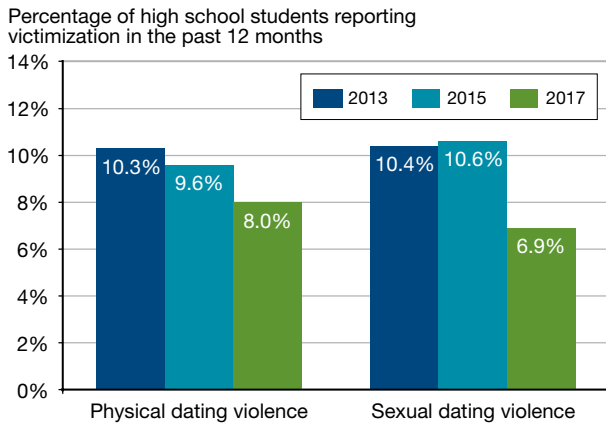


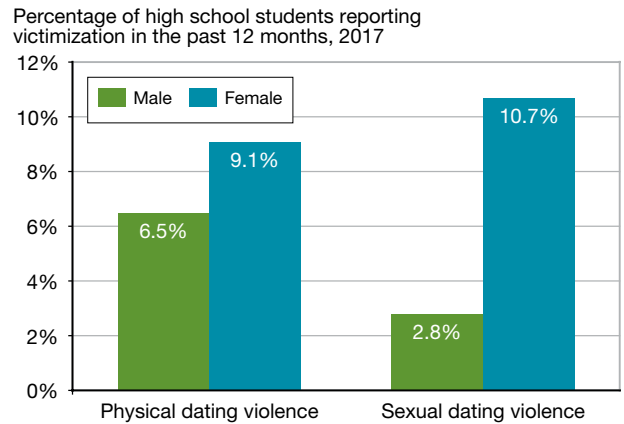
# Dating Violence Reported by High School Students, 2017

Data collected by the CDC monitors the prevalence of youth behaviors that most influence health

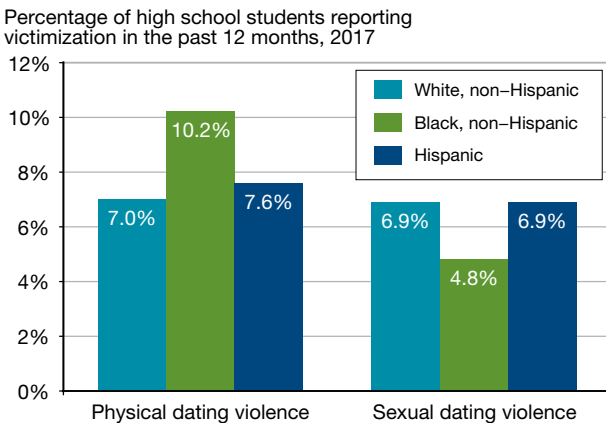
The prevalence of physical and sexual dating violence reported by students declined between 2013 and 2017



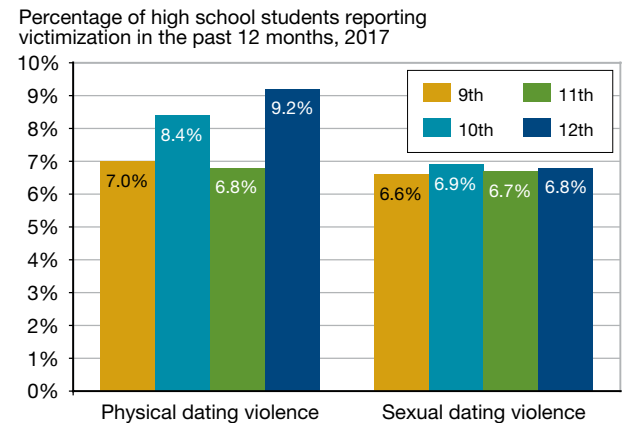
High school females were more likely than males to report physical or sexual dating violence in 2017



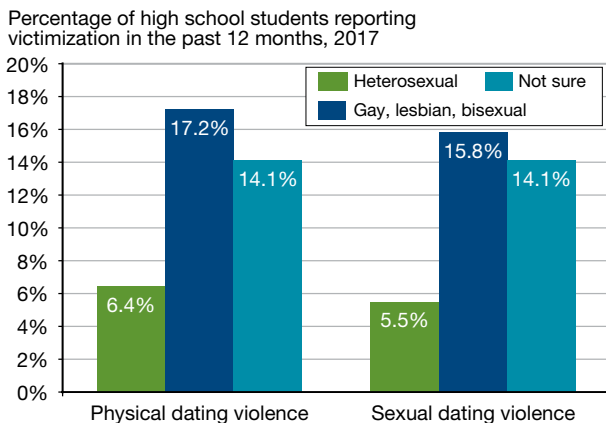
The prevalence of physical dating violence was greater for black students than white or Hispanic students in 2017



High school seniors were more likely than freshmen or juniors to report physical dating violence in 2017



Gay, lesbian, or bisexual students and those not sure of their sexual identity were more likely than heterosexual students to report physical or sexual dating violence in 2017



## Notes

**Physical dating violence** is defined in the Youth Risk Behavior Survey as being physically hurt on purpose (such as being hit, slammed into something, or injured with an object or weapon) by someone they were dating or going out with in the 12 months prior to the survey.

**Sexual dating violence** is defined in the survey as being forced to do sexual acts (such as kissing, touching, or being physically forced to have sexual intercourse) that they did not want to, by someone they were dating or going out with in the 12 months prior to the survey.

**Author:** This publication was prepared by Charles Puzanzchera, National Center for Juvenile Justice, under cooperative agreement #2019-JX-FX-K001 awarded by the National Institute of Justice with funding support from OJJDP. March 2020.

**Data source:** Analysis of the Centers for Disease Control and Prevention (CDC), *1991-2017 High School Youth Risk Behavior Survey Data*. Available at <https://nccd.cdc.gov/youthonline>.